

HiSpec® Wheel & Tire Inc.

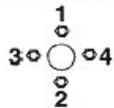
Typical Lug Nut Torque Specifications

Whatever it takes.

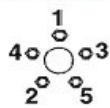
Typical Lug Nut Torque Specifications

Tighten Lug Nuts in a Criss-Cross Pattern for Best Equal Torque Distribution.

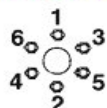
Lug Size Ft/Lbs Torque



4 LUG



5 LUG



6 LUG



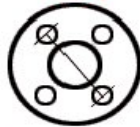
8 LUG

1/2"	90-120
9/16"	120-140
5/8"	140-160

IMPORTANT NOTICE: As with all types of wheels retorque lug nuts after the first 25 miles & at 100 mile intervals until lug torque is maintained.

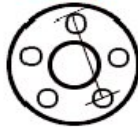
How to Measure Bolt Patterns

4-Lug



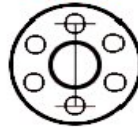
Middle of two holes directly across from one another.

5-Lug



Back of hole to the center of the second bolt hole.

6-Lug



Same as 4-lug

8-Lug



Same as 4-lug

HiSpec® Wheel & Tire Inc.
2900 Gateway Drive
Elkhart, IN. 46514

Phone: (574) 266-8332
Fax: (574) 266-8872
E-mail: john@hispecwheel.com

